



# Lockers




**ASL - 1**  
One compartment  
Internal dimensions  
H1678 X W378 X D415mm



**ASL - 2**  
Two compartment  
Internal dimensions  
H839 X W378 X D415mm



**ASL - 3**  
Three compartment  
Internal dimensions  
H559 X W378 X D415mm



**ASL - 4**  
Four compartment  
Internal dimensions  
H419 X W378 X D415mm

**ARCHIVER** steel lockers are available in a wide selection of compartment sizes to suit the varying needs of different organizations.



**ASL - 6**  
Six compartment  
Internal dimensions  
H279 X W378 X D415mm



**ASL - 8**  
Eight compartment  
Internal dimensions  
H209 X W378 X D415mm

- All standard models offer the following features:
- Fully concealed door hinges that provide enhanced security.
  - Reinforcing stiffener behind doors for additional strength and rigidity.
  - Label holder incorporated into door for easy identification.
  - Ventilation slots for improved air-flow.
  - CAM-lock or latch lock.

## External dimensions

H1830 xW380 x D450mm

- padlock not included
- stock colour: warm gray
- please call for more details

All dimensions and specifications are subject to change without prior notice.



Five door, special colour and special size lockers also available upon request. Please call for more details (minimum order quantity may apply).